





## Power Output

Standby	Prime	Voltages L-L	Freq.	Pf	Alternator Leads
30 kW/38 kVA	28 kW/35 kVA	208, 220, 440, 480	60Hz	0.8	3Ph4W, 12 Lead



Engine	Alternator	Control Panel	Weights & Dimensions		
 Perkins	 LEROY SOMER	 ComAp <small>The heart of smart control</small>		<b>Open</b>	<b>Silent</b>
<b>1103A-33G(UK)</b>	<b>TAL-A42-E</b>	<b>InteliLite IL-9</b>	Length (L)mm	1915	2280
3 cyl in Line	3 Phase	Auto Start	Width (W)mm	750	900
3.3 Ltr.	12 Lead	7 inputs/6 outputs	Height (H)mm	1410	1276
Mech. Speed Gov.	4 pole, 1 Bearing	3 analog inputs	<b>Net Weight kg</b>	<b>780</b>	<b>1000</b>
Naturally Aspirated	R120 AVR	Remote Monitor			

### Standby Rating:

According to ISO 8528-1:2005, standby power is the maximum power available during variable electrical power sequence, under the stated operational conditions for which a generating set is capable of delivering in the event of a utility power outage for up to 200 hrs. per year while meeting manufacturers recommended operation and maintenance requirements. The permissible average power output over a 24 hr. period shall not exceed 70% of this rating.

### Prime Rating:

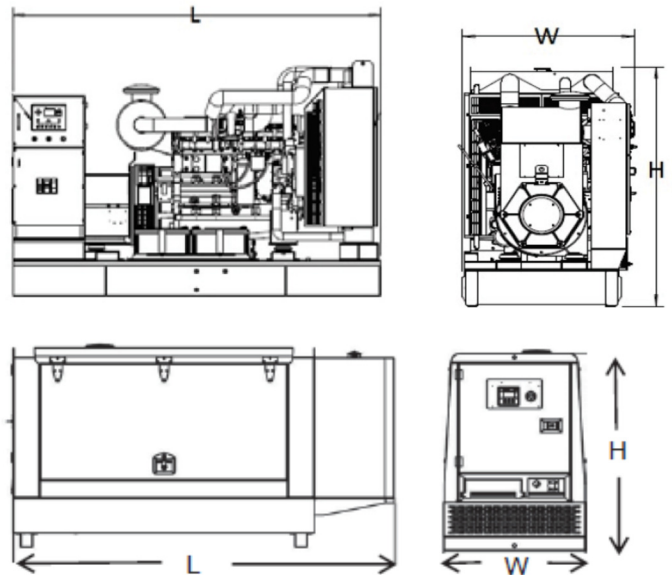
According to ISO 8528-1:2005, prime power is the maximum power which a generating set is capable of delivering continuously while supplying a variable electrical load when operated for an unlimited number of hours per year while meeting manufacturers recommended operation and maintenance requirements. The permissible average output (Ppp) over a 24 hr. period shall not exceed 70% of this rating.


Blue Power gensets are compliant with EC mark which include the following directives:

\* 2006/42/EC Machinery Safety.

\* 2006/95/EC Low Voltage.

\* EN 60204-1 2006+A1:2009, EN ISO 12100: 2010, EN ISO 13849-1: EN 12601: 2010



Engine Specifications		Fuel Consumption per hr.	Liters	Gallons
Engine Model	1103A-33G	100% Standby Power	9.5	2.5
Engine Type	3 Cyl. In-Line	100% Prime Power	8.6	2.3
Bore x Stroke (mm)	105x127	75% Prime Power	6.6	1.7
Displacement (L)	3.3L	50% Prime Power	4.9	1.3
Engine H.P. at 100% Standby Power	48.9	<b>Fuel Capacity, Open Unit</b>	<b>200</b>	<b>52.8</b>
Compression Ratio	19.25:1	<b>Fuel Capacity, Canopy Unit</b>	<b>50</b>	<b>13.2</b>
Aspiration Type	Naturally Aspirated			
Intake Air Flow, m <sup>3</sup> /min (cfm)	2.57 (90.7)			
Injection Type	Mechanical/Direct			
Governor Type	Electronic			
Total Coolant Capacity	10.2L			
Oil Capacity	8.3L			
Electrical System Voltage	12vdc			
Max Exhaust Back Pressure	10 kPa			
Exhaust Gas Flow, m <sup>3</sup> /min (cfm)	6.6 (233.0)			
Exhaust Gas Temp.	530 C°			

A.C. Alternator Data			
Leroy Somer Model	TAL-A42-E	Standard AVR Model	R120
Winding Type	12 Lead, 3 Phase	Excitation Type	Shunt
Power Factor	0.8	Voltage Regulation	±1.0%
Insulation Class	H	Max. Overspeed	2250 rpm
Winding Pitch	2/3	THF	<2%
Ingress Protection	IP23	TIF	<50

Alternator Performance Data	60 Hz			
<b>Voltage Series Star (WYE)</b>	380	416	440	480
<b>Voltage Delta</b>	220	240	254	277
<b>kVA Base Rating at 0.8 Pf</b>	<b>39.5</b>	<b>43.5</b>	<b>45.5</b>	<b>50</b>
<b>Locked Rotor Motor Starting kVA*</b>				<b>112</b>

Base Ratings are for Standby - 163/27°C Rise/Amb.

\*at 30% voltage dip and 0.6 Pf


Leroy Somer complies with international standards and regulations: IEC 60034 and derivative, they are designed, manufactured and marketed in ISO 9001 & 14001 environment and can be integrated into a CE market generator set.

# ComAp IntelliLite IL-9

## Product Description

- ▶ Single gen-set controller for standby and prime applications
- ▶ Direct Communications with EFI engines
- ▶ All-in-one intuitive & powerful PC tool for configuration/monitoring/control, locally or remotely

## Key Features



- ▶ Standby and Prime power application in one unit
- ▶ 5 languages in the controller and translator functionality
- ▶ 3 levels of password security
- ▶ 3 sets of alternative configurations
- ▶ Magnetic pick-up input
- ▶ ECU support and TIER4 Final ready
- ▶ Plug-in Module concept for more capabilities (Modbus, Internet, SMS, inputs/outputs)
- ▶ 1 slot for Plug-in modules
- ▶ Power over USB for controller adjustments
- ▶ Adjustable D+ threshold
- ▶ Ventilation pulse
- ▶ Flexible Choke
- ▶ Fuel pump control
- ▶ 3 analog inputs, 6+1 binary inputs, 6 binary outputs
- ▶ 2 higher current binary outputs
- ▶ Adjustable delay for binary inputs
- ▶ Alarms and gen-set status assignable to binary outputs
- ▶ Run hours source ECU or internal
- ▶ Real time clock
- ▶ Multi purpose scheduler functionality
- ▶ 3 maintenance timers
- ▶ Detailed history log with up to 150 records
- ▶ Zero power mode
- ▶ Possibility to disable protections
- ▶ Modbus register mapping possibility
- ▶ Start on Low Battery (only for native prime power configuration)
- ▶ Cutout dimensions: 172mm x 112mm (same as Intellilite NT family)



## ComAp IntelliLite Control Panels meet the following certificates and standards:

- EN61000-6-2
- EN61000-6-4
- EN61010-1
- EN61000-2-1 (-20°C/16h for std version)
- EN61000-2-2 (70°C/16h)
- EN61000-2-6 (2÷25Hz/ ±1,6mm; 25÷100 Hz/4,0 g)
- EN61000-2-27 (a=500 m/s<sup>2</sup>; T=6 ms)
- EN61000-2-30
- EN60529 (front panel IP65, back side IP20)